

# PIN Power Inductor RCR-875D



## Description

- Ferrite drum core construction.
- Magnetically shielded.
- L × W × H: 8.3 × 8.3 × 7.5mm Max.
- Product weight: 1.3g(Ref.)
- Moisture Sensitivity Level: 1
- RoHS compliance.

## Environmental Data

- Operating temperature range: -40°C~+85°C (including coil's self temperature rise)
- Storage temperature range: -40°C~+85°C

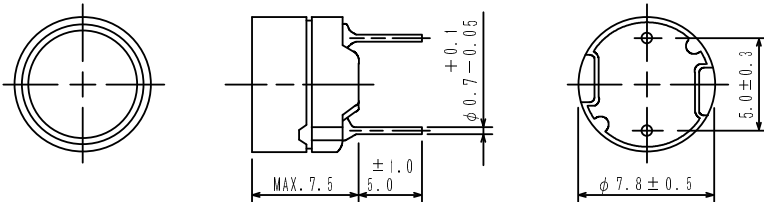
## Packaging

- Box packaging.

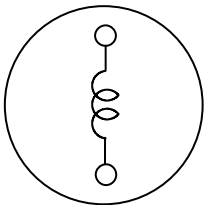
## Applications

- Ideally used in Printers, LCD TV, DVD, Copy Machine, Mainboard of the compounding machines etc. as DC-DC Converter inductors.

## Dimension - [mm]



## Schematics - [mm]



# PIN Power Inductor RCR-875D




## Electrical Characteristics

Part Name	Stamp	Inductance ( $\mu$ H) [Within] ※1	D.C.R. ( $\Omega$ ) [Max.] at 20°C	Rated Current (mA) ※2
RCR875DNP-1R2L RCR875DNP-1R7L RCR875DNP-2R3L RCR875DNP-3R0L	1R2L 1R7L 2R3L 3R0L	1.2 $\mu$ H $\pm$ 15% 1.7 $\mu$ H $\pm$ 15% 2.3 $\mu$ H $\pm$ 15% 3.0 $\mu$ H $\pm$ 15%	18 m 22 m 25 m 28m	4140 3750 3450 3250
RCR875DNP-3R9L RCR875DNP-4R7L RCR875DNP-5R6L	3R9L 4R7L 5R6L	3.9 $\mu$ H $\pm$ 15% 4.7 $\mu$ H $\pm$ 15% 5.6 $\mu$ H $\pm$ 15%	31m 35m 39m	3080 2940 2820
RCR875DNP-7R0L RCR875DNP-8R2L RCR875DNP-100L RCR875DNP-120L	7R0L 8R2L 100L 120L	7.0 $\mu$ H $\pm$ 15% 8.2 $\mu$ H $\pm$ 15% 10 $\mu$ H $\pm$ 15% 12 $\mu$ H $\pm$ 15%	43m 47m 50m 54m	2680 2550 2400 2250
RCR875DNP-150L RCR875DNP-180L	150L 180L	15 $\mu$ H $\pm$ 15% 18 $\mu$ H $\pm$ 15%	62m 71m	1950 1780
RCR875DNP-220L RCR875DNP-270L RCR875DNP-330L RCR875DNP-390L	220L 270L 330L 390L	22 $\mu$ H $\pm$ 15% 27 $\mu$ H $\pm$ 15% 33 $\mu$ H $\pm$ 15% 39 $\mu$ H $\pm$ 15%	0.08 0.10 0.14 0.15	1600 1400 1300 1200
RCR875DNP-470L RCR875DNP-560K RCR875DNP-680K RCR875DNP-820K	470L 560K 680K 820K	47 $\mu$ H $\pm$ 15% 56 $\mu$ H $\pm$ 10% 68 $\mu$ H $\pm$ 10% 82 $\mu$ H $\pm$ 10%	0.17 0.19 0.21 0.27	1100 990 890 810
RCR875DNP-101K RCR875DNP-121K RCR875DNP-151K RCR875DNP-181K	101K 121K 151K 181K	100 $\mu$ H $\pm$ 10% 120 $\mu$ H $\pm$ 10% 150 $\mu$ H $\pm$ 10% 180 $\mu$ H $\pm$ 10%	0.32 0.36 0.51 0.57	740 670 600 550
RCR875DNP-221K RCR875DNP-271K RCR875DNP-331K RCR875DNP-391K	221K 271K 331K 391K	220 $\mu$ H $\pm$ 10% 270 $\mu$ H $\pm$ 10% 330 $\mu$ H $\pm$ 10% 390 $\mu$ H $\pm$ 10%	0.76 0.86 0.97 1.28	500 450 410 370
RCR875DNP-471K RCR875DNP-561K RCR875DNP-681K RCR875DNP-821K	471K 561K 681K 821K	470 $\mu$ H $\pm$ 10% 560 $\mu$ H $\pm$ 10% 680 $\mu$ H $\pm$ 10% 820 $\mu$ H $\pm$ 10%	1.44 1.61 2.07 2.33	340 310 280 260
RCR875DNP-102K RCR875DNP-122K RCR875DNP-152K RCR875DNP-182K	102K 122K 152K 182K	1.0 mH $\pm$ 10% 1.2 mH $\pm$ 10% 1.5 mH $\pm$ 10% 1.8 mH $\pm$ 10%	2.72 3.98 4.50 6.81	230 210 190 170
RCR875DNP-222K RCR875DNP-272K RCR875DNP-332K RCR875DNP-392K	222K 272K 332K 392K	2.2 mH $\pm$ 10% 2.7 mH $\pm$ 10% 3.3 mH $\pm$ 10% 3.9 mH $\pm$ 10%	7.56 8.54 9.74 12.9	160 140 130 120
RCR875DNP-472K RCR875DNP-562K RCR875DNP-682K RCR875DNP-822K	472K 562K 682K 822K	4.7 mH $\pm$ 10% 5.6 mH $\pm$ 10% 6.8 mH $\pm$ 10% 8.2 mH $\pm$ 10%	14.7 20.4 23.0 30.6	110 99 89 81
RCR875DNP-103K	103K	10 mH $\pm$ 10%	35.0	74

※1: Inductance Measuring frequency: 100  $\mu$  H  $\sim$  10 mH(1kHz); 1.2  $\mu$  H  $\sim$  82  $\mu$  H( 2.52 MHz)

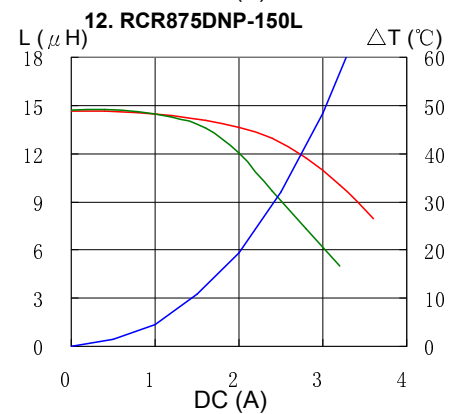
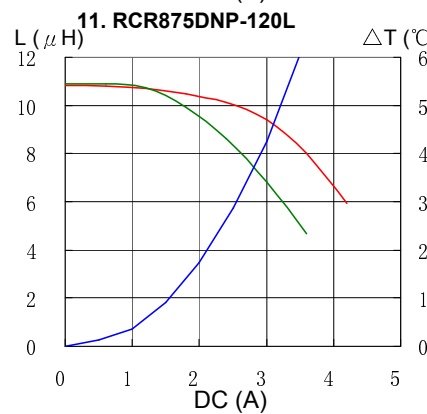
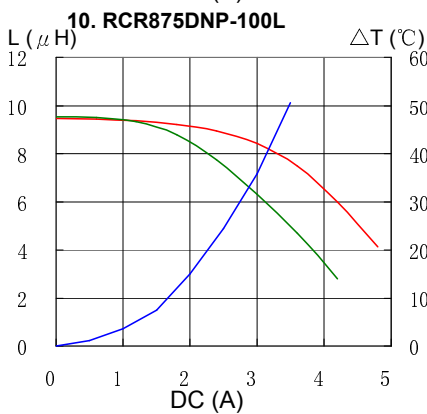
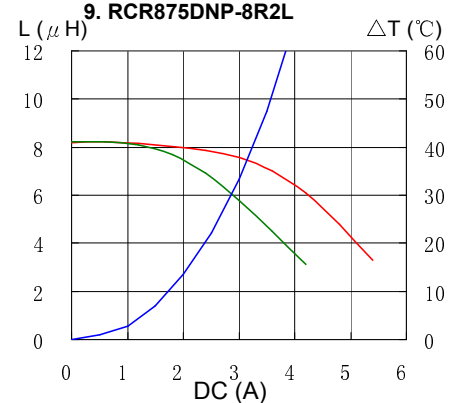
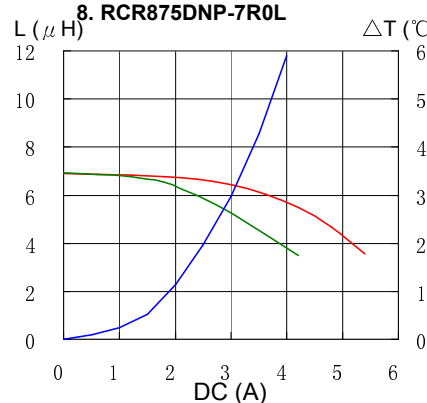
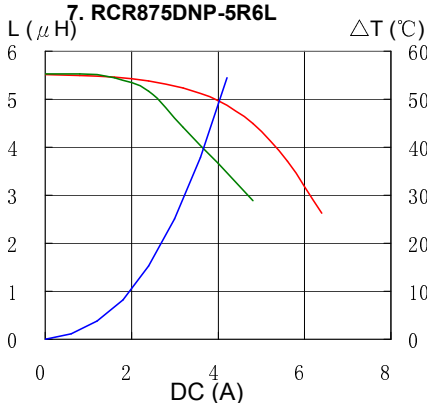
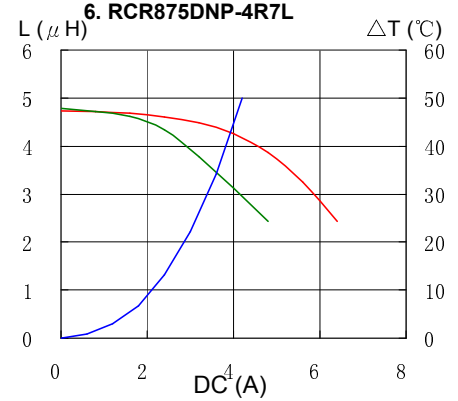
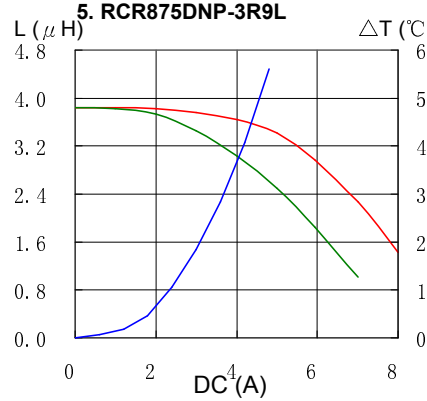
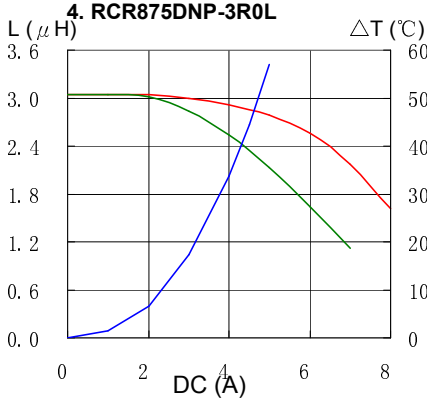
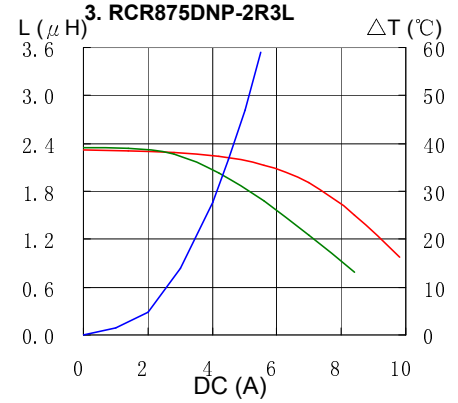
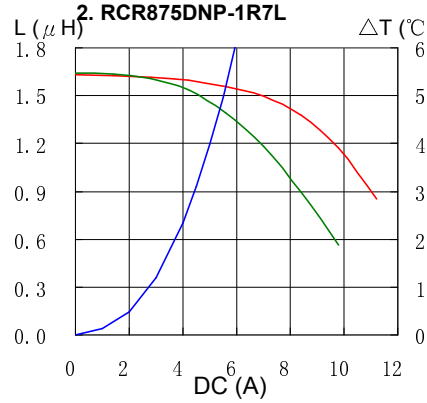
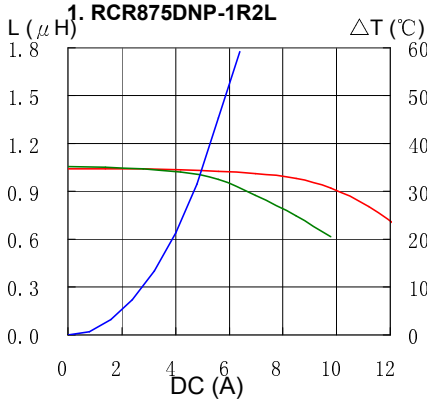
※2:Rated current: The DC current at which the inductance decreases 90% of it's initial value or when  $\Delta t=40^\circ\text{C}$ , whichever is lower ( $T_a=20^\circ\text{C}$ ).

# PIN Power Inductor RCR-875D



## Saturation Current & Temperature Rise Graph

— L (20°C) — L (100°C) —  $\Delta T$

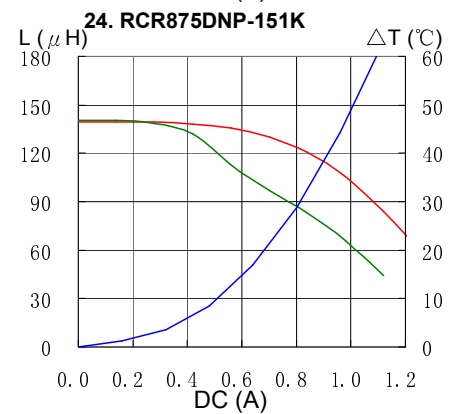
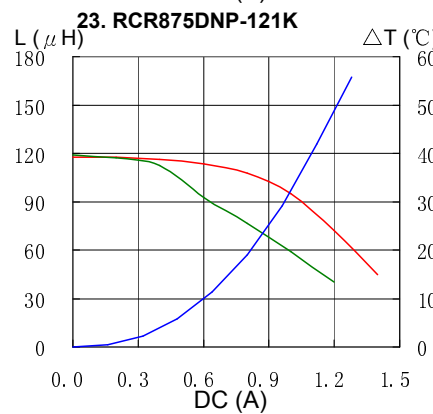
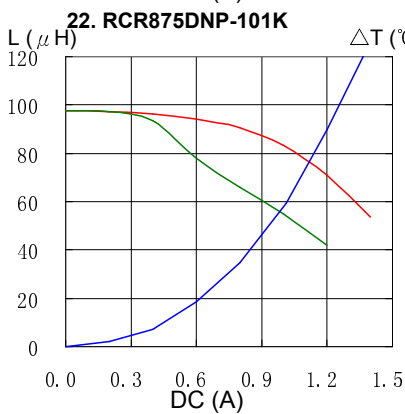
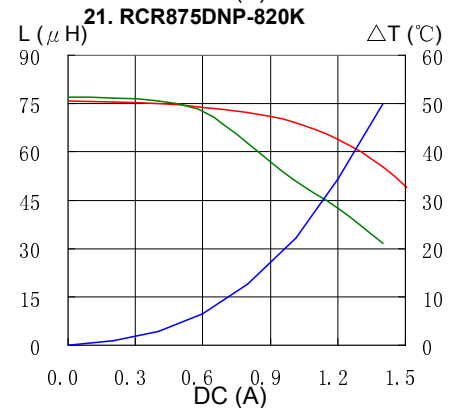
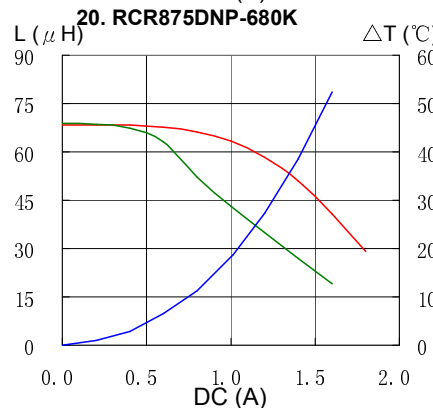
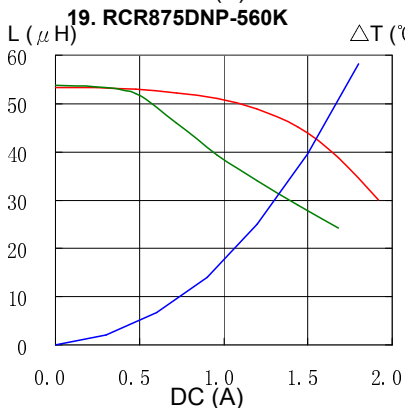
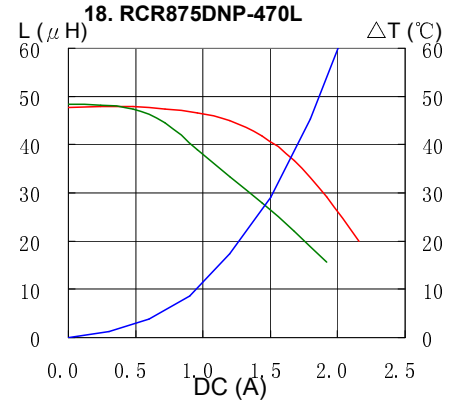
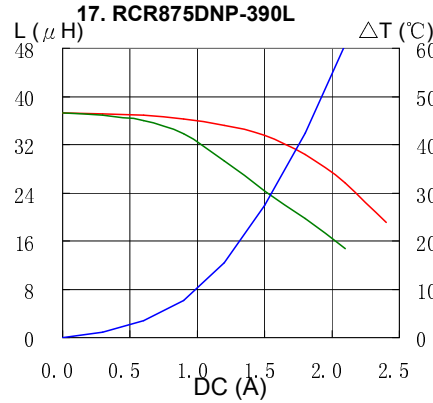
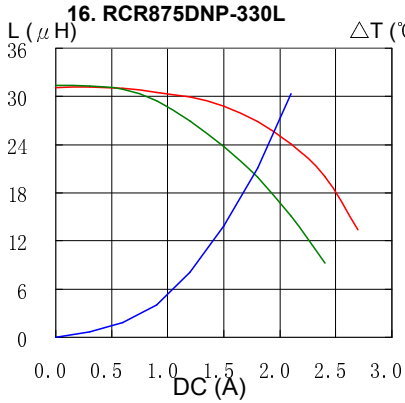
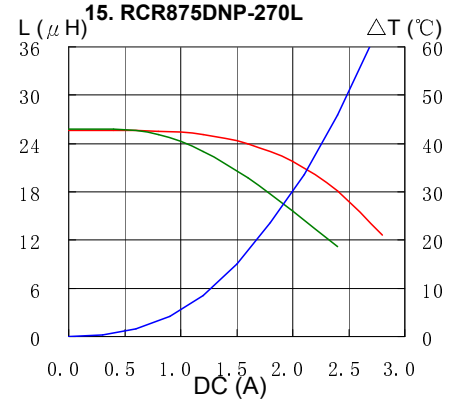
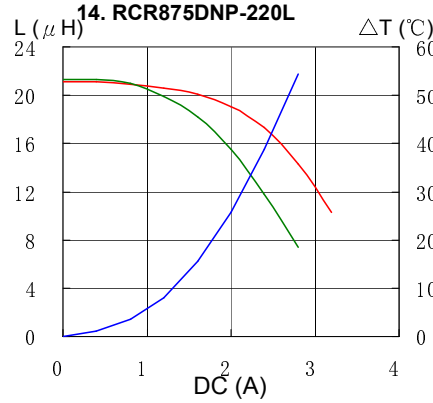
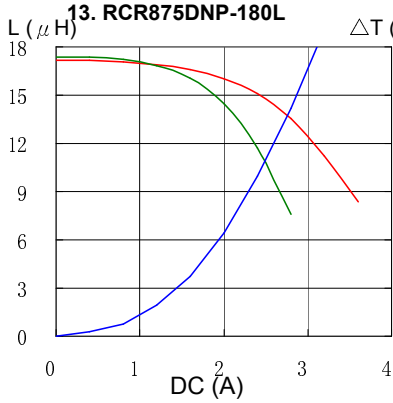


# PIN Power Inductor RCR-875D




## Saturation Current & Temperature Rise Graph

— L (20°C) — L (100°C) —  $\Delta T$

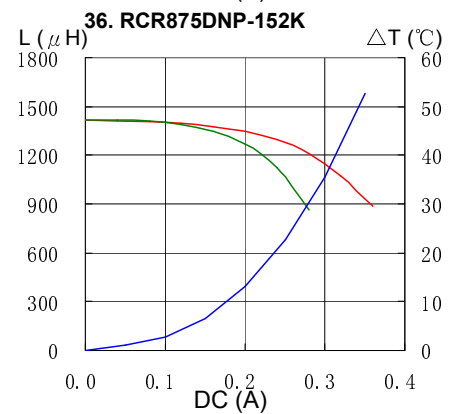
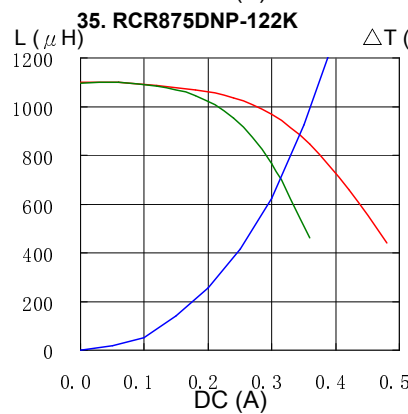
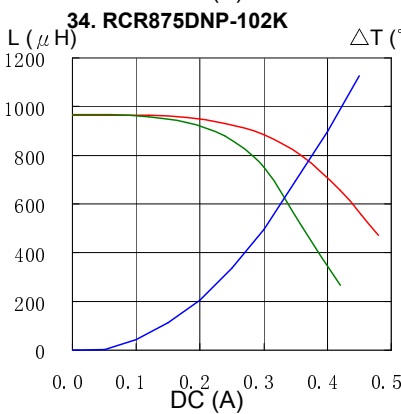
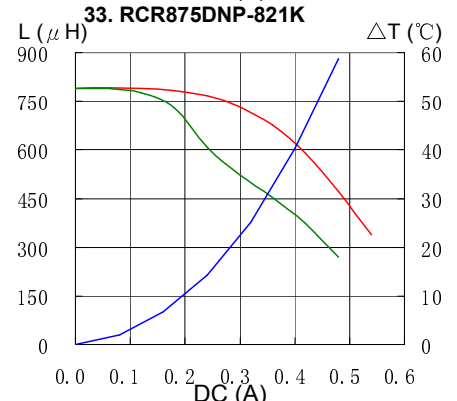
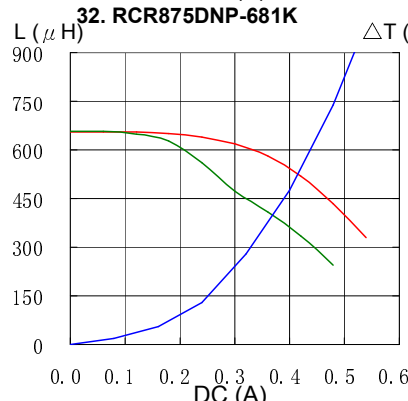
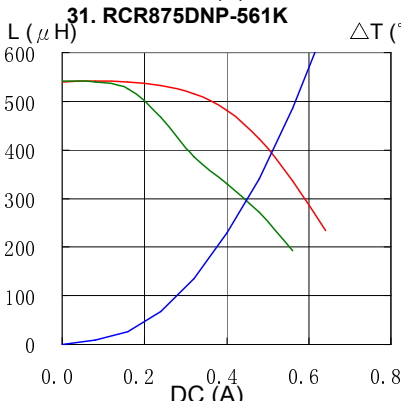
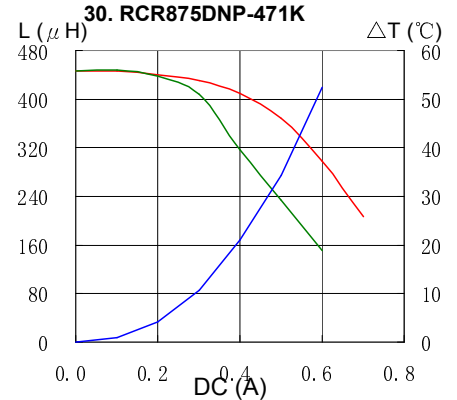
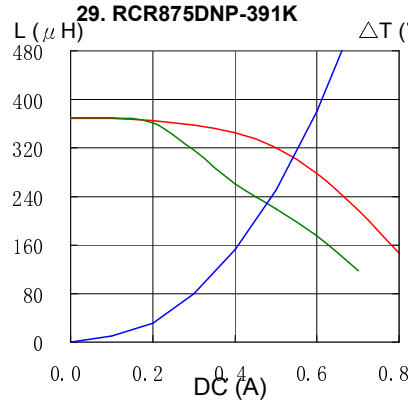
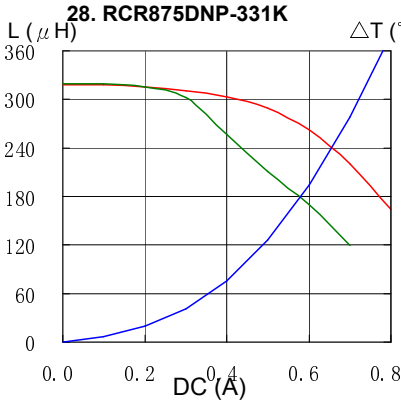
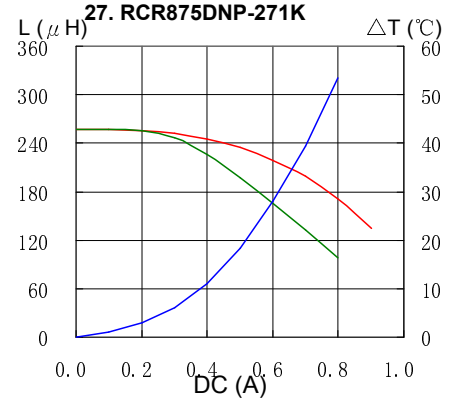
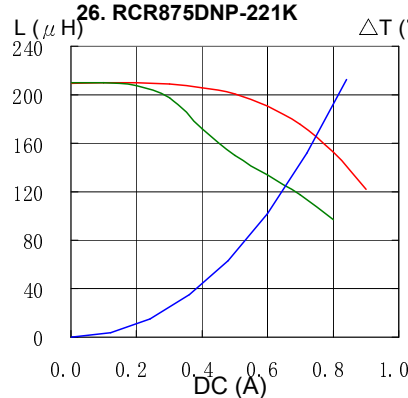
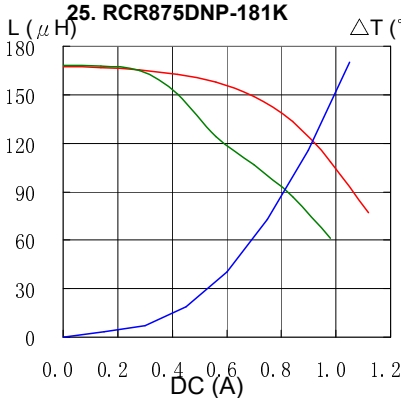


# PIN Power Inductor RCR-875D



## Saturation Current & Temperature Rise Graph

— L (20°C) — L (100°C) —  $\Delta T$

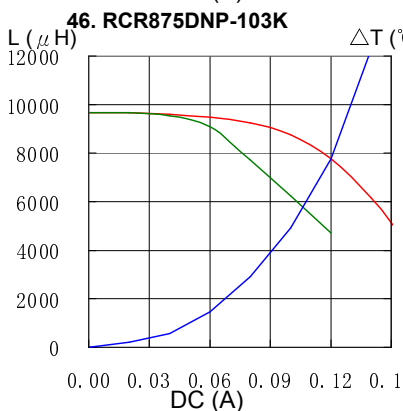
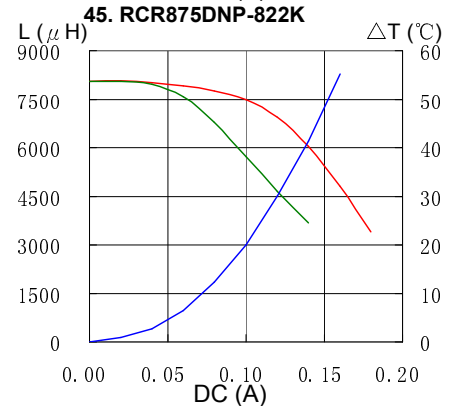
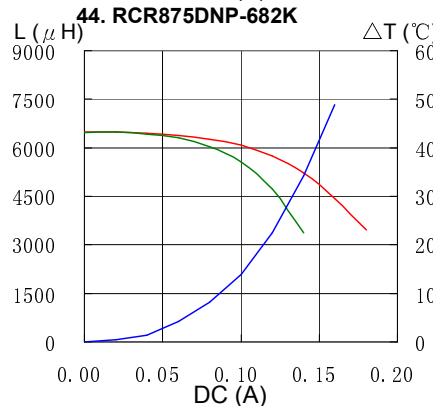
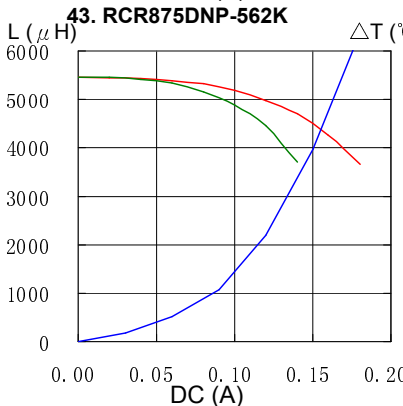
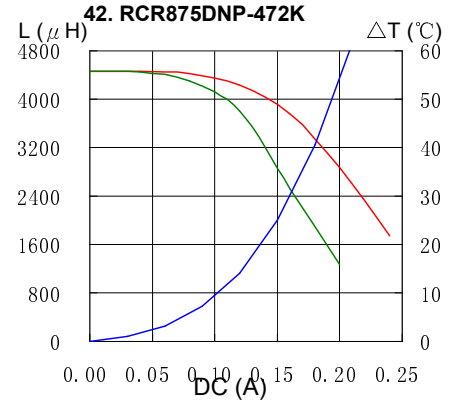
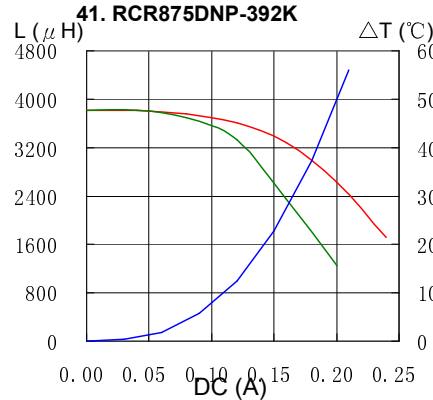
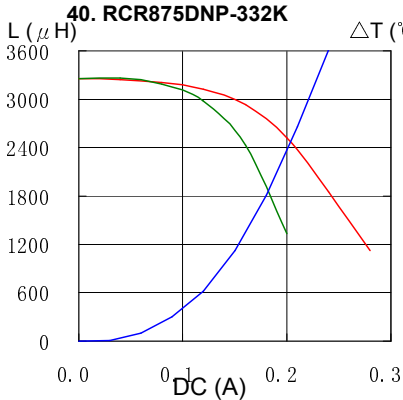
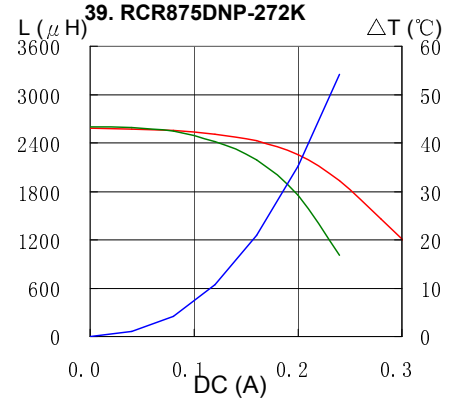
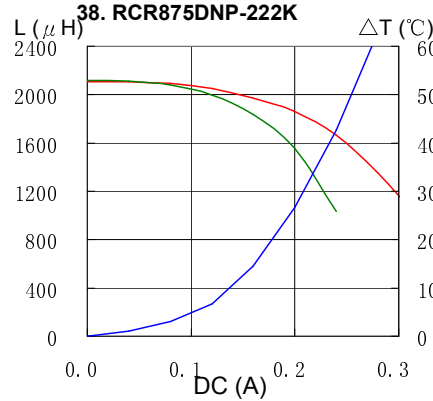
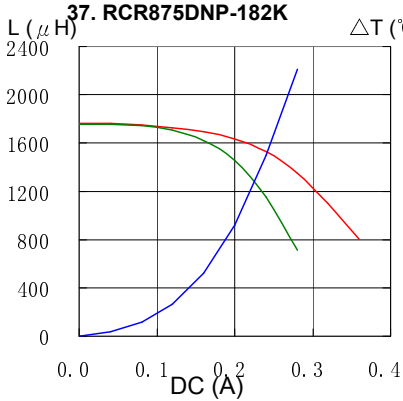


# PIN Power Inductor RCR-875D



## Saturation Current & Temperature Rise Graph

— L (20°C) — L (100°C) —  $\Delta T$



**PIN Power Inductor**  
**RCR-875D**

