


SMD Power Inductor CDRH50D18R



Halogen
Free



Description

- Ferrite drum core construction.
- Magnetically shielded.
- L × W × H: 5.2 × 5.2 × 2.0mm Max.
- Product weight: 0.16 g (Ref.)
- Moisture Sensitivity Level: 1
- RoHS compliance.
- Halogen Free available.

Environmental Data

- Operating temperature range: -40°C ~ +105°C (including coil's self temperature rise)
- Storage temperature range: -40°C ~ +105°C
- Solder reflow temperature: 260 °C peak.

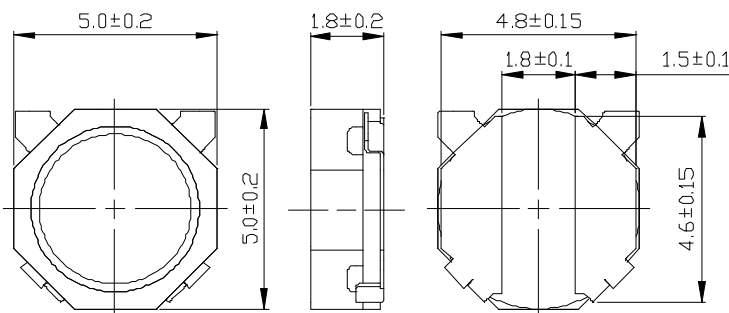
Packaging

- Carrier tape and reel packaging
- 13.0" diameter reel
- 3000 pcs per reel

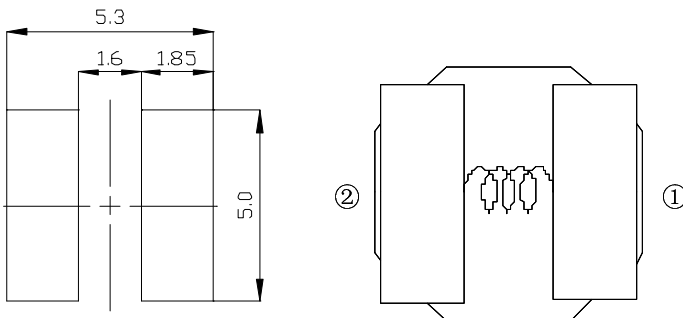
Applications

- Lens of digital single lens reflex camera.

Dimension - [mm]



Land pattern and Schematics - [mm]



SMD Power Inductor CDRH50D18R



Electrical Characteristics

Part No.	Stamp	Inductance (μ H) 100kHz	D.C.R.(m Ω) [Within] (at 20°C)	Saturation current (A) ※1		Temperature Rise current (A) ※2
				(at 20°C)	(at 105°C)	
CDRH50D18RHF-1R0NC	A	1.0 \pm 30%	19 \pm 25%	3.40	2.70	4.10
CDRH50D18RHF-1R5NC	B	1.5 \pm 30%	23 \pm 25%	3.10	2.40	3.70
CDRH50D18RHF-2R2NC	C	2.2 \pm 30%	27 \pm 25%	2.40	2.00	3.40
CDRH50D18RHF-3R3NC	D	3.3 \pm 30%	39 \pm 25%	2.10	1.70	2.50
CDRH50D18RHF-4R7NC	E	4.7 \pm 30%	50 \pm 25%	1.70	1.40	2.20
CDRH50D18RHF-6R8NC	F	6.8 \pm 30%	73 \pm 25%	1.40	1.20	1.80
CDRH50D18RHF-8R2NC	G	8.2 \pm 30%	97 \pm 25%	1.20	1.05	1.65
CDRH50D18RHF-100MC	H	10 \pm 20%	113 \pm 25%	1.10	0.95	1.55
CDRH50D18RHF-150MC	I	15 \pm 20%	177 \pm 25%	0.95	0.80	1.30
CDRH50D18RHF-220MC	J	22 \pm 20%	238 \pm 25%	0.85	0.65	1.10
CDRH50D18RHF-330MC	K	33 \pm 20%	347 \pm 25%	0.65	0.52	0.90
CDRH50D18RHF-470MC	L	47 \pm 20%	590 \pm 25%	0.53	0.44	0.70
CDRH50D18RHF-680MC	M	68 \pm 20%	1054 \pm 25%	0.46	0.37	0.48
CDRH50D18RHF-820MC	N	82 \pm 20%	1180 \pm 25%	0.40	0.33	0.43
CDRH50D18RHF-101MC	P	100 \pm 20%	1300 \pm 25%	0.34	0.29	0.38

※ 1 Saturation current: The value of D.C. current when the inductance decreases to 70% of it's nominal value.

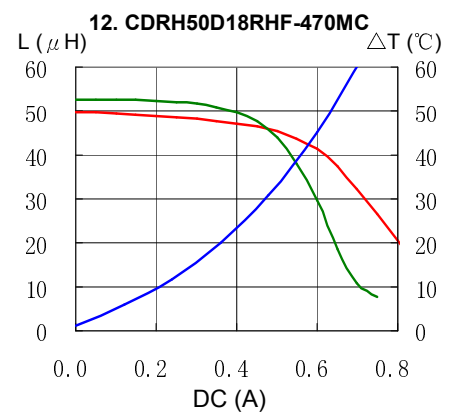
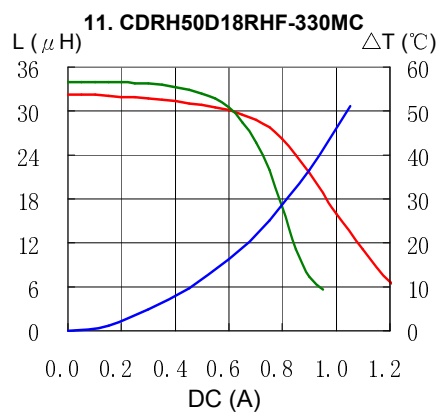
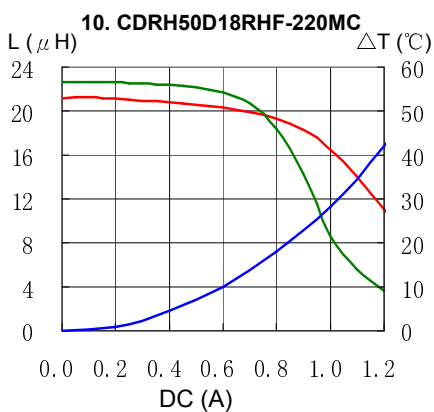
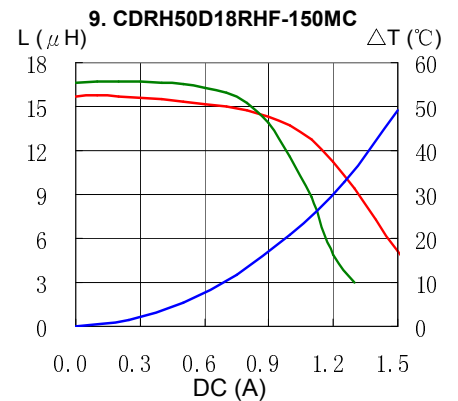
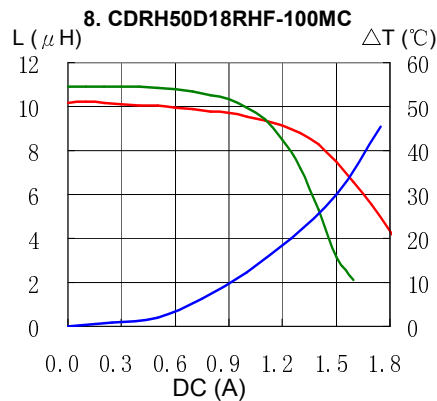
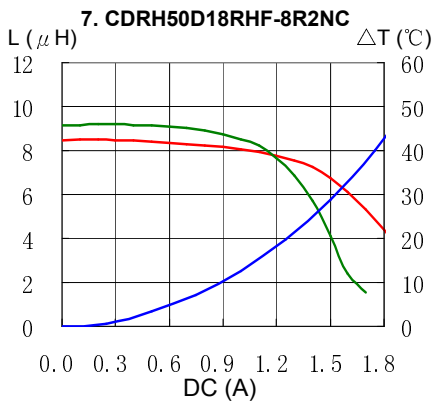
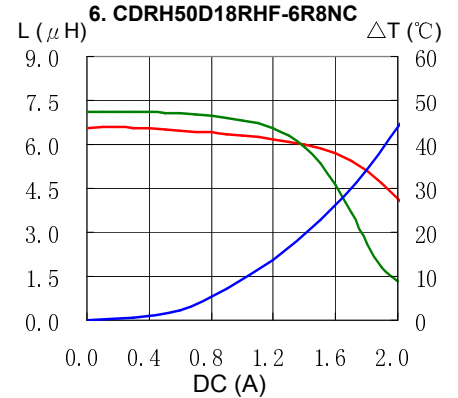
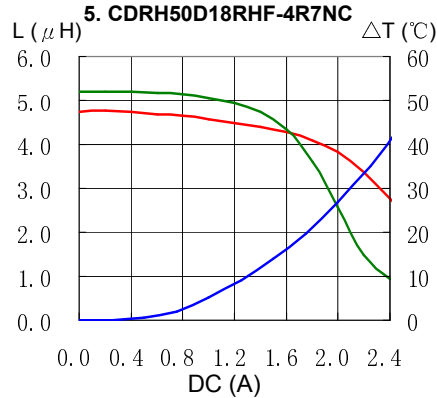
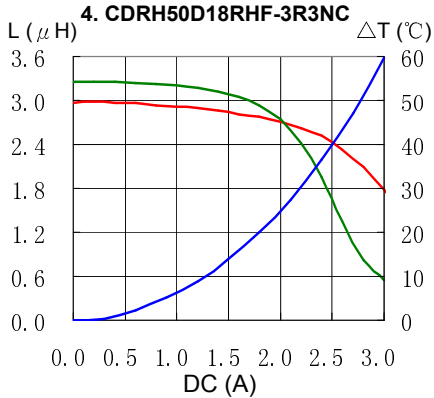
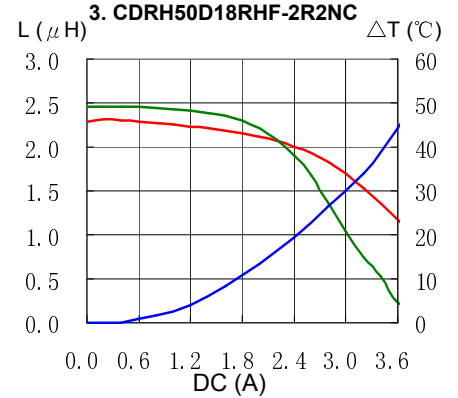
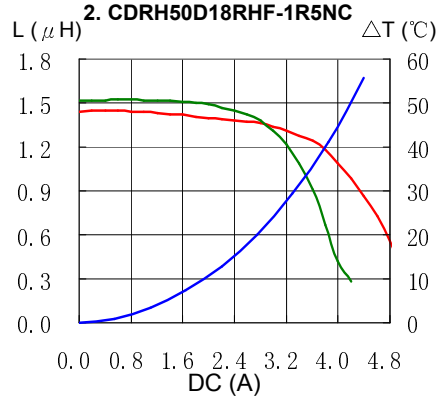
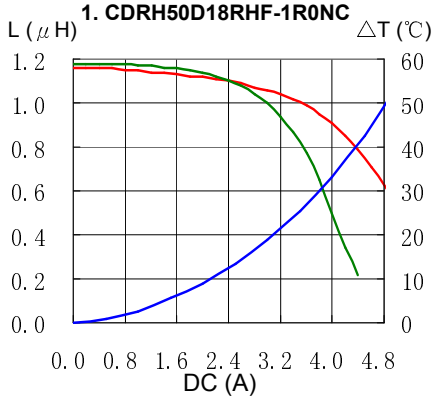
※ 2 Temperature rise current: The value of D.C. current when the temperature rise is $\Delta t=40^{\circ}\text{C}$ ($T_a=20^{\circ}\text{C}$).

SMD Power Inductor CDRH50D18R



Saturation Current & Temperature Rise Graph

— L (20°C) — L (105°C) — ΔT

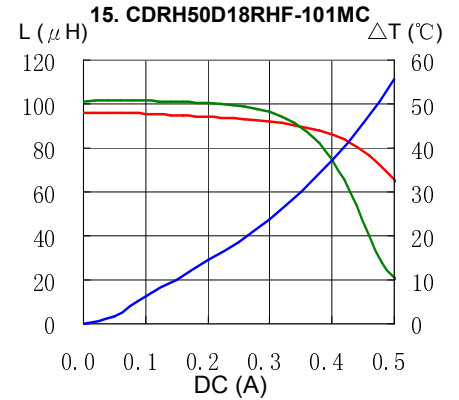
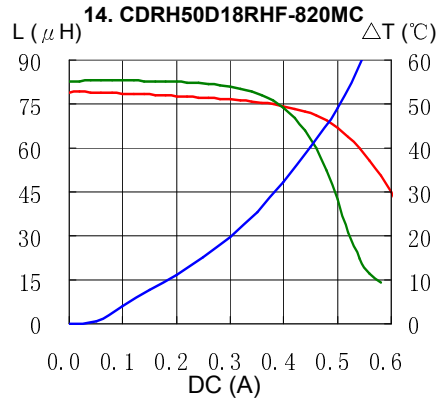
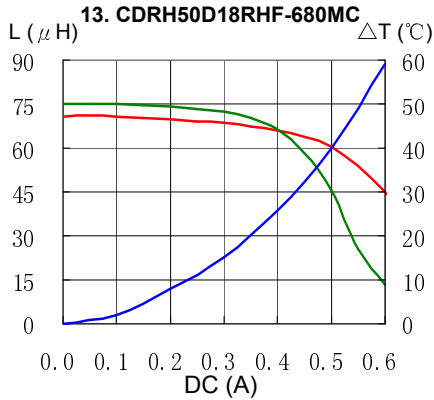


SMD Power Inductor CDRH50D18R

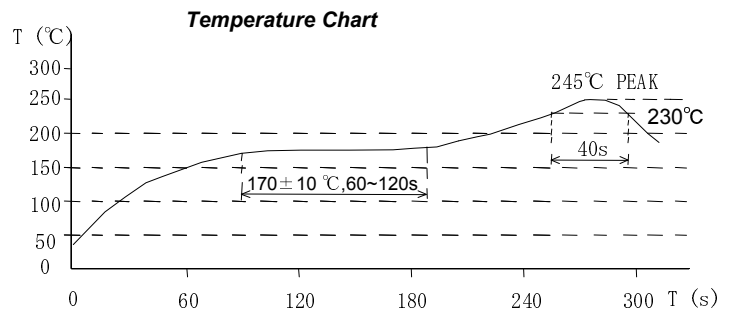
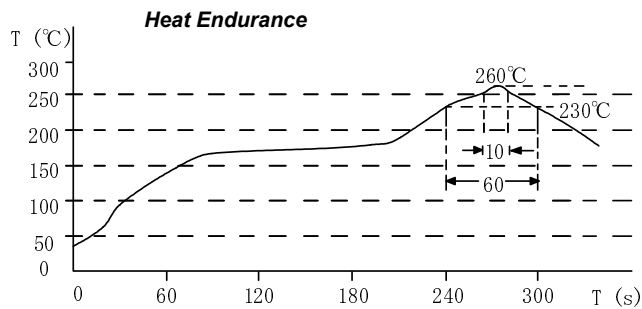


Saturation Current & Temperature Rise Graph

— L (20°C) — L (105°C) — ΔT



Solder Reflow Condition



Please refer to the sales offices on our website - <http://www.sumida.com>

Hong Kong
Tel.+852-2880-6781
FAX.+852-2565-9600
sales@hk.sumida.com

Saitama(Japan)
Tel.+81-48-691-7300
FAX.+81-48-691-7340
sales@jp.sumida.com

Chicago
Tel.+1-847-545-6700
FAX. +1-847-545-6720
sales@us.sumida.com

Shanghai
Tel.+86-21-5836-3299
FAX.+86-21-5836-3266
shanghai.sales@cn.sumida.com

Seoul
Tel.+82-2-6237-0777
FAX.+82-2-6237-0778
sales@kr.sumida.com

Oberzell
Tel.+49-8591-937-0
FAX. +49-8591-937-103
contact@eu.sumida.com

Shenzhen
Tel.+86-755-8291-0228
FAX.+86-755-8291-0338
shenzhen.sales@cn.sumida.com

Singapore
Tel.+65-6296-3388
FAX.+65-6841-4426
sales@sg.sumida.com

Neumarkt
Tel.+49-9181-4509-110
FAX. +49-9181-4509-310
infocomp@eu.sumida.com

Taipei
Tel.+886-2-8751-2737
FAX.+886-2-8751-2738
sales@tw.sumida.com

San Jose
Tel.+1-408-321-9660
FAX.+1-408-321-9308
sales@us.sumida.com